

VEDAFEU C[®] ROPES

**TESTED SMOKE TIGHTNESS
WITHOUT MECHANICAL FIXING**

“ *The most extensive
range in firestop systems* ”



FIRESTOP 4H
EI 240

MOVEMENTS
+20%

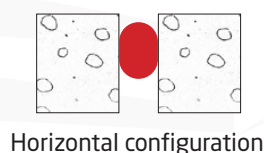
JOINT WIDTHS
10 to 120mm

**TESTED
CERTIFIED**

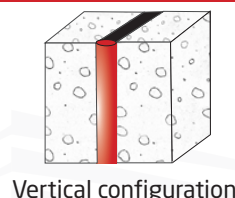
VEDAFEU C[®] ROPE STRENGTHS

CONFIGURATIONS

Tested and certified for horizontal and vertical applications.



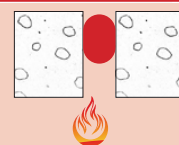
Horizontal configuration



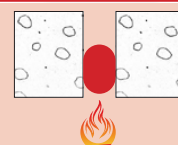
Vertical configuration

EXPOSURE

Tested and certified not exposed or exposed to fire.



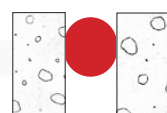
Not exposed to fire




Exposed to fire

COMPRESSIBILITY

Tested and certified up to **-85%** compression.



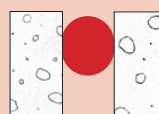
Initial joint



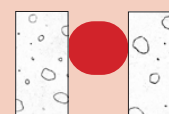
With compression

EXPANSION MOVEMENTS

Tested and certified up to **+20%** expansion.



Initial joint



With movement

EASY to handle and to install.



SAFE for the health and the environment.



APPLICATIONS

Hospitals, industrial buildings, offices, housing, hotels, malls, car parks, schools, train stations, airports, stadiums, etc.



OFFICIAL CLASSIFICATION

Classification report n° EFR 20-002698 dated 01/09/2020

EI 240 - H - M20 - B - W 10 to 120
EI 240 - V - M20 - B - W 10 to 120

Other classification reports upon request: with sealant, joint cover, EPDM membrane, head-of-wall, exposed to fire...

Refer to classification report or ETA for types and thicknesses of supports validated.



European Technical Assessment: ETA 22/0321.
Declaration of performance: N° C-22/0321

VEDAFEU C® Ropes according to initial joint width

Initial joint width [mm]	10	13	20	26	33	40	50	60	70	80	90	100	110	120
Reference* VEDAFEU C® Ø rope [mm]	C12	C20	C30	C40	C50	C60	C75	C90	C105	C120	C135	C150	C165	C180
Quantity [m]	50	30			25		20	18	10	Bags of 2 lengths of 2m.				
Conditioning	Per roll													

*Minimum compression of 33% (except for 10mm gaps : 17%).

Maximum validated gap = initial gap + M20 (20%).

A colour system has been thought to easily identify different diameters and prevent misuse.

Installation instructions for joint widths from 10 to 120mm*



If necessary, remove formwork material such as polystyrene, honeycomb cardboard, etc. Remove dust, using a brush or a broom.



Apply a layer of VEDACOLLE® adhesive with a brush on both sides of the joint.



While the adhesive is still wet, insert VEDAFEU C® by hands into the joint.



Splicing of 2 lengths (patented).



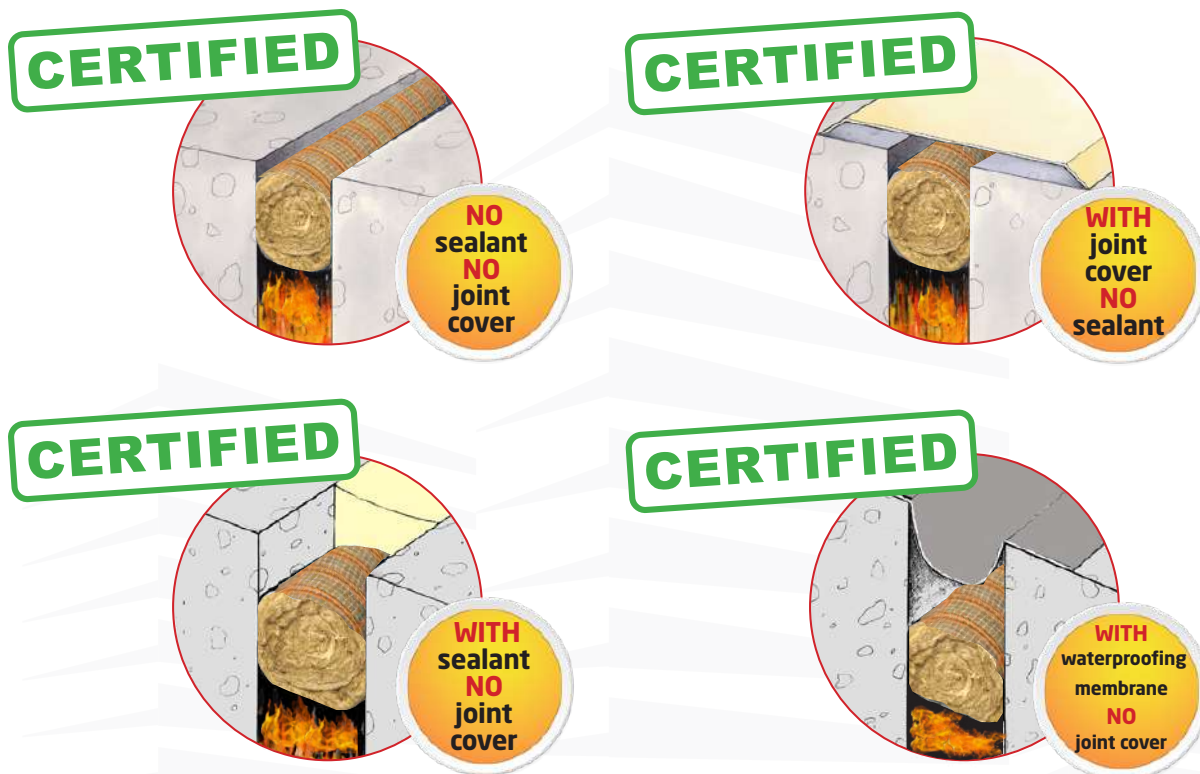
VEDAFEU C® with junction.

*Brief installation instructions. Complete installation method available upon request.

**When applying the VEDACOLLE® adhesive, supports must be dry and clean.

In case of potential exposure to water and/or weather conditions, the system must be protected by a VED'EPDM® membrane.
For installation accessories, approved concrete supports and thicknesses, please refer to the concerned classification report.
The quantities needed for the VEDAFEU installation are indicated in the classification report and in our installation method.
Installation video and method available upon request.

CERTIFIED CONFIGURATIONS



EXAMPLES OF APPLICATIONS

- ① Floor, wall and ceiling expansion joints



Application on floor and wall with junctions.

[illegible]

CERTIFIED INSTALLATION WITH JOINT COVER (Optional)



VEDAFEU C® with special head-of-wall joint cover.

OTHER CERTIFIED CONFIGURATIONS

FIRE EXPECTED FROM ONE SIDE

One rope on the opposite side



Performance	EI 240
Compression	33%
Adhesive	Compulsory
Accessibility	Opposite side

Two ropes on the exposed side



Performance	EI 120
Compression	33%
Adhesive	Compulsory
Accessibility	Exposed side

FIRE EXPECTED FROM BOTH SIDES

One rope on each side



Performance	EI 240
Compression	33%
Adhesive	Compulsory
Accessibility	Both sides

Two ropes on one side



Performance	EI 120
Compression	33%
Adhesive	Compulsory
Accessibility	Any sides



Other applications

Windows and doors frames, bearing protection, facade panels, tunnels ...



VEDAFEU C[®] PROPERTIES

VEDAFEU C[®] firestop rope COMPRESSIBILITY tests

Ref.	Test	Load F (kN) and VEDAFEU C [®]	Compressibility	Immediate form recovery	After 2 hours form recovery	After 72 hours form recovery
VEDAFEU C [®] Ø 60	1	11,5	83%	57%	63%	73%
	2	12,1	83%	57%	63%	70%
	3	11,5	83%	60%	65%	73%
	AVERAGE		83%	58%	64%	72%
VEDAFEU C [®] Ø 100	1	30,3	86%	52%	63%	72%
	2	30,3	86%	61%	72%	83%
	3	30,3	86%	57%	72%	81%
	AVERAGE		86%	57%	69%	79%
VEDAFEU C [®] Ø 150	1	100	86%	40%	69%	74%
	2	100	87%	44%	60%	63%
	3	100	88%	46%	60%	64%
	AVERAGE		87%	43%	63%	67%

Results of test report n° MRF 19 26080307 dated 14/05/2019 (available upon request).

VEDAFEU C[®] firestop rope SHEARING tests

Reference VEDAFEU C [®]	VEDAFEU C60	VEDAFEU C100	VEDAFEU C150
Maximum load - Fmax (daN)	76,2	60,7	215,2
Displacement at Fmax (mm)	55,1	43,6	40,4

Results of test report n° EEM 20 26087588 dated 26/10/2020 (available upon request).

VEDAFEU C[®] AIR and SMOKE tightness

Nominal pressure (Pa)	50	100	150	200	250
Permeability (m³/h)	0.0	0.0	0.0	0.0	0.0

Results of test report n° 16-26061937 dated 22/03/2016 (available upon request).

VEDAFEU C[®] THERMAL Properties In accordance with the Thermal Regulation RT 2012

Thermal resistance	C30	C50	C60	C70	C90	C120	C180	Ø mm	ASTM D5930
	0,70	1,23	1,84	1,77	2,47	3,46	5,55	m².K/W	

The thermal value (λ) of VEDAFEU C[®] firestop rope is about 0.040 W/mK at 20°C.

Results of test report n° RA.15.36.EB-V3a dated 29/06/2016 (available upon request).

VEDAFEU C[®] ACOUSTIC Properties In accordance with the NRA (acoustic regulations)

Sound attenuation	C30	C60	C90	C120	C150	C180	Ø mm	EN ISO 717 - 1
	34	36	40	40	40	40	dB	

Sound attenuation (dB) depending on diameter of rope (mm).

Results of test report n° BEB2.F.6023 dated 09/07/2015 (available upon request).





DECLARATION OF PERFORMANCE VEDAFEU C No. C-22/0321

According to Annex III of the regulation EU No. 305/2011

1. **Product name:** Firestop ropes VEDAFEU C with diameters from 12 to 180 mm.
VEDAFEU C12, VEDAFEU C20, VEDAFEU C30, VEDAFEU C40, VEDAFEU C50,
VEDAFEU C60, VEDAFEU C75, VEDAFEU C90, VEDAFEU C105, VEDAFEU
C120, VEDAFEU C135, VEDAFEU C150, VEDAFEU C165, VEDAFEU C180.
2. **Expected Usage:** Fire compartmentation and/or fire protection for linear joint seals
horizontal and vertical with static or dynamic elements.
3. **Manufacturer:** GV2 VEDA FRANCE
CS63052
95972 – ROISSY CDG CEDEX
T: +33 1 48 61 60 80
E: contact@vedafrance.com
W: www.vedafrance.com
4. **AVCP System:** Assessment and Verification of Constancy and Performance: System 1
5. **Documents:** European Assessment Document: EAD 350141-00-1106 (2017)
European Technical Assessment: ETA-22/0321 of 31st December 2022

Technical Assessment Body:

TZUS, Prosecká 811/76a, 190 00 Praha, Czech Republic (TAB No. 1020)

Certificate of Product Constancy: 1812-CPR-2062

Notify bodies: EFECTIS France (NB. No. 1812) Route de l'Orme des
Merisiers, 91193 SAINT AUBIN France



VEDA TECHNIK
Joints de dilatation - Systèmes coupe-feu est une marque de GV2 - VEDA FRANCE



GV2 - VEDA FRANCE

20, Allée des Erables - Bât. E - 93420 Villepinte - France

Adresse Postale

CS 63052 - 95972 Roissy CDG Cedex

SAS au capital de 603 500 € - RCS Bobigny 439 138 355 - Siret n°439 138 355 000 45 - N° TVA : FR 71 439 138 355

Tél : + 33 (0)1 48 61 70 80

Fax : + 33 (0)1 48 61 70 81

E-mail : contact@vedafrance.com

Web : www.vedafrance.com - www.vedatechnik.com

6. Declared Performance:


Product dimensions:	Ø12 to Ø180 mm
Joint gap:	From 10 mm to 150 mm (ETA Annex 1)
Supports:	Reinforced concrete structure (≥ 2200 kg/m ³) Aerated concrete blocks (≥ 500 kg/m ³)
Reaction to fire:	A1
Fire resistance:	From EI 120 to EI 240 (ETA Annex 2)
Durability:	Y1
Airborne Sound	Rs,w (C; Ctr) = 34 (-1; -2) dB ¹⁾
Insulation:	Rs,w (C; Ctr) = 36 (0; -2) dB ²⁾ Rs,w (C; Ctr) = 40 (-1; -3) dB ³⁾ Rs,w (C; Ctr) = 44 (-1; -4) dB ^{4), 5)}
	¹⁾ VEDAFEU C single joint Ø 30 mm for 20 mm gap ²⁾ VEDAFEU C single joint Ø 60 mm for 40 mm gap ³⁾ VEDAFEU C single joint Ø 90 mm for 60 mm gap ⁴⁾ VEDAFEU C double joint Ø 30 mm for 20 mm gap ⁵⁾ VEDAFEU C double joint Ø 60 mm for 40 mm gap

7. Specific Technical Documentation:

The performance of the product identified above is in conformity with the set of declared performances.

This declaration of performance is issued, in accordance with Regulation (EU) No 305/2011, under the sole responsibility of the manufacturer identified above (See article 3).

Signed for and on behalf of the manufacturer by:



Loïc Randé

Technical Director

Villepinte, 04/01/2023