

VEDAFEU FB[®] FILLER BOARDS

“ **ALL-IN-ONE PRODUCT :**
formwork, fire barrier, acoustic
and thermal insulation ”



FIRESTOP UP TO 4H
EI 240

MOVEMENTS
UP TO +20%

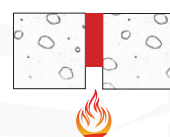
JOINT WIDTHS
20 to 60mm

**TESTED
CERTIFIED**

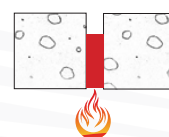
VEDAFEU FB[®] FILLER BOARD STRENGTHS

EXPOSURE

Tested and certified
not exposed or exposed to fire.



Not exposed to fire



Exposed to fire

COMPRESSIBILITY

Tested and certified up to **-60%**.



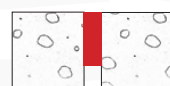
initial joint



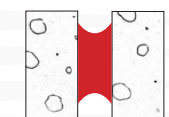
With compression

EXPANSION MOVEMENTS

Tested and certified up to **+20%**.



initial joint



With movement

EASY to handle and to install.

It is a substitute to materials (honeycomb cardboard, polystyrene ...) used to realize the expansion joint while pouring the concrete.




SAFE for the health and the environment.



APPLICATIONS

Hospitals, industrial buildings, offices, housing, hotels, malls, car parks, schools, train stations, airports, stadiums...



OFFICIAL CLASSIFICATION

HORIZONTAL

Classification report n° EFR-23-002525 dated 22/06/2023

EI 240 - H - M001 - F - W 20 to 40 (shear movement)
EI 120 - H - M12,5 - F - W 20 to 40 (traction movement)

VERTICAL

Classification report n° 13-F-131441 dated 16/04/2014 (renewed on 18/03/2019)

EI 240 - V - M20 - B - W 20
EI 240 - V - M7,5 - B - W 20 to 60

Other classification reports upon request.


Refer to classification report or ETA for types and thicknesses of supports validated.

VEDAFEU FB® Filler boards according to initial joint width

| Initial joint width [mm] | 20 | 40 | 60 |
|--------------------------|------|------|------|
| Reference* VEDAFEU FB® | FB20 | FB40 | FB60 |

*Minimum depth 140mm (other heights available upon request).

Maximum validated gap = initial gap + M20 (20%).



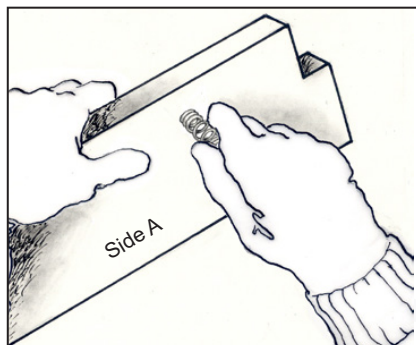
“ *Firestop up to 4 hours from
a height of 140mm* ”



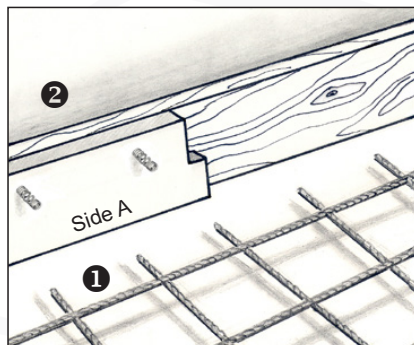
VEDAFEU FB[®] FILLER BOARDS

Installation instructions for
joint widths from 20 to 60mm

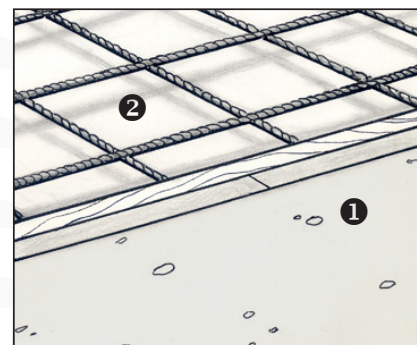
Efectis



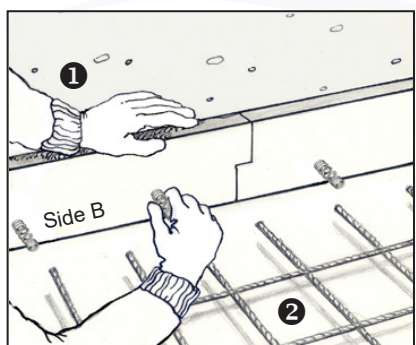
1. Attach the anchoring springs to the upper part of the VEDAFEU FB[®] filler board on Side A according to the fig. 1.



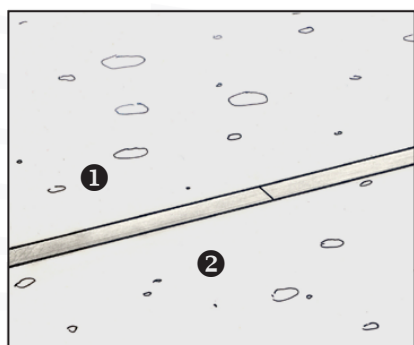
2. Install the VEDAFEU FB[®] filler board along the wooden formwork.



3. Concrete slab side 1 poured.



4. Attach the anchoring springs to the lower part of the VEDAFEU FB[®] filler boards on Side B according to the fig. 2.



5. Concrete slab side 2 poured.

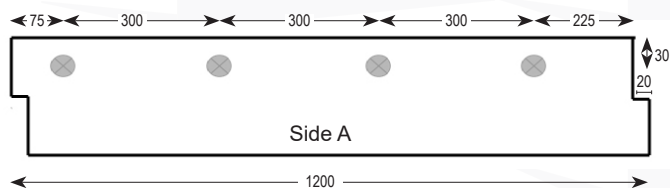


Fig. 1

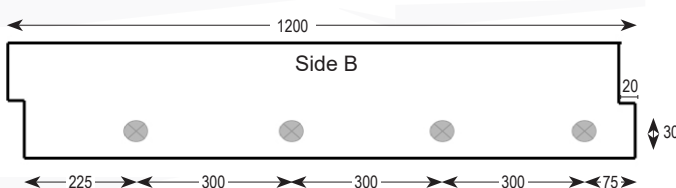


Fig. 2

For installation accessories, approved concrete supports and thicknesses, please refer to the concerned classification report.
The quantities needed for the VEDAFEU installation are indicated in the classification report.

“ **Patented junction system.**
No risk of gas or fire leak ”



VEDAFEU FB[®] PROPERTIES

VEDAFEU FB[®] filler boards COMPRESSIBILITY tests

| Ref. | Test | Load F (kN) and VEDAFEU FB [®] thickness Ec to F (mm) | Compressibility | Immediate form recovery | After 2 hours form recovery |
|----------------------------|------|----------------------------------------------------------------|-----------------|-------------------------|-----------------------------|
| VEDAFEU FB [®] 20 | 1 | F = 7.4 kN - Ec = 7mm | 64% | 88% | 96% |
| | 2 | F = 5.7 kN - Ec = 7mm | 67% | 82% | 91% |
| | 3 | F = 8.4 kN - Ec = 6mm | 70% | 81% | 93% |
| | 4 | F = 9.0 kN - Ec = 8mm | 63% | 85% | 98% |
| | 5 | F = 8.8 kN - Ec = 7mm | 65% | 81% | 95% |
| AVERAGE | | | 66% | 83% | 95% |
| VEDAFEU FB [®] 40 | 1 | F = 11.1 kN - Ec = 17mm | 58% | 91% | 94% |
| | 2 | F = 11.4 kN - Ec = 18mm | 55% | 93% | 97% |
| | 3 | F = 12.9 kN - Ec = 19mm | 54% | 92% | 95% |
| | 4 | F = 11.1 kN - Ec = 15mm | 60% | 92% | 98% |
| | 5 | F = 11.3 kN - Ec = 18mm | 55% | 91% | 94% |
| AVERAGE | | | 56% | 92% | 96% |
| VEDAFEU FB [®] 60 | 1 | F = 8.0 kN - Ec = 25mm | 59% | 93% | 96% |
| | 2 | F = 6.7 kN - Ec = 22mm | 63% | 89% | 97% |
| | 3 | F = 9.2 kN - Ec = 27mm | 55% | 93% | 97% |
| | 4 | F = 7.3 kN - Ec = 23mm | 62% | 89% | 98% |
| | 5 | F = 6.1 kN - Ec = 19mm | 68% | 88% | 97% |
| AVERAGE | | | 62% | 90% | 97% |



Results of test report n° EEM 13 26043939/B dated 25/02/2013 (available upon request).

VEDAFEU FB[®] THERMAL Properties

In accordance with the Thermal Regulation RT 2012

| Thermal resistance | Thickness | 20 | 40 | 60 | 100 | 140 | 200 | mm | ISO 8301 EN 12667 |
|--------------------|--------------------|------|------|------|------|------|------|--------|----------------------|
| | Thermal resistance | 0.51 | 1.02 | 1.53 | 2.56 | 3.59 | 5.12 | m².K/W | |



The thermal resistance R (m².K/W) is calculated by the ratio of the thickness of insulation on $\lambda=0.039$.

Results of test report n° RA.15.36EB-V3c dated 29/06/2016 (available upon request).

VEDAFEU FB[®] ACOUSTIC Properties

In accordance with the NRA 2012 (acoustic regulations)

| Sound attenuation (dB) depending on dimension of fillerboard (mm) | 20x140 | 20x200 | 40x140 | 40x200 | 60x140 | 60x200 | mm | EN ISO 717-1 |
|-------------------------------------------------------------------|--------|--------|--------|--------|--------|--------|----|--------------|
| | 37 | 43 | 36 | 40 | 35 | 38 | dB | |



Results of test report n° BEB2.F.6023 dated 09/07/2015 (available upon request).

