Joint de dilatation de sol industriel

Mechanical floor joint

Series JDH 6.05

Joint de dilatation de sol en acier pour bâtiments industriels, usines et entrepôts.
Il est spécialement conçu pour supporter des charges très lourdes (transpalettes, chariots élévateurs à roues dures, camions,…).
La conception spéciale de ce profilé permet d'éviter tout ressaut lors du passage d'engins.

Floor expansion made of steel for industrial buildings, factories, warehouses.
It is specially designed to support very heavy loads (forklifts with hard wheels, trucks and pallet trucks). The special design of this profile avoids any vibrations when passing vehicles.

Profilé encastré
Embedded profile



JDH 6.05-050

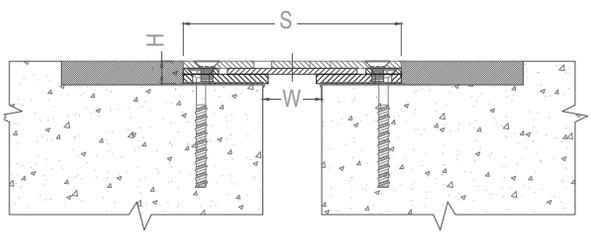

Sol / sol — *Floor to floor*

JDH 6.05-070

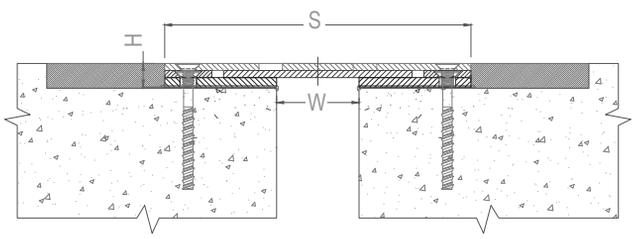

Sol / sol — *Floor to floor*

Ref. JDH 6.05	6.05-050	6.05-070
W [mm] Ouverture / *Gap up to*	0 - 50	50 - 70
H [mm] Hauteur / *Depth*	19	20
S [mm] approx.	185	260
Mouvements admissibles [mm] *Movement capacities [mm]*	+15 / -15	+20 / -20
Matériaux / *Materials*	Acier ou acier inoxydable (304 ou 306) / *Steel or stainless steel (304 or 306)*	
Longueur standard [ml] / *Standard length [lm]*	2,99*	1,99*
Charges [kN] / *Load-bearing capacities [kN]*	75 kN	600 kN

*Autres longueurs sur demande. / *Other lengths upon request.*

Pièces spéciales L, T et X sur demande. / *Special pieces L,T and X upon request.*
Profilés assemblés avec pattes de montage. / *Assembled profiles with spacing leg.*
Fixations : nous consulter pour préconisation. / *Fixings: please contact us for technical recommendation.*
Veuillez nous consulter pour vérifier l'utilisation du produit avec des engins à roues non pneumatiques. / *Please contact us in case of traffic of vehicles with non-pneumatic wheels.*

The load-bearing capacity is always indicated for a joint in its initial position. In case of opening movements, the load-bearing capacity significantly reduces and the product will thus be only adapted for a light pedestrian traffic. The indicated load-bearing capacities are based on pneumatic wheels vehicles with a contact surface of 200x200 mm.

© All rights reserved - Non contractual drawings - 11/2021

Système de management certifié
ISO 9001:2015
BUREAU VERITAS Certification

GV2 VEDA FRANCE
20, Allée des Erables - Bât. E - 93420 Villepinte - France
Adresse Postale
CS 63052 - 95972 Roissy CDG Cedex

Tél : + 33 (0)1 48 61 70 80
Fax : + 33 (0)1 48 61 70 81
E-mail : contact@vedafrance.com
Web : www.vedafrance.com