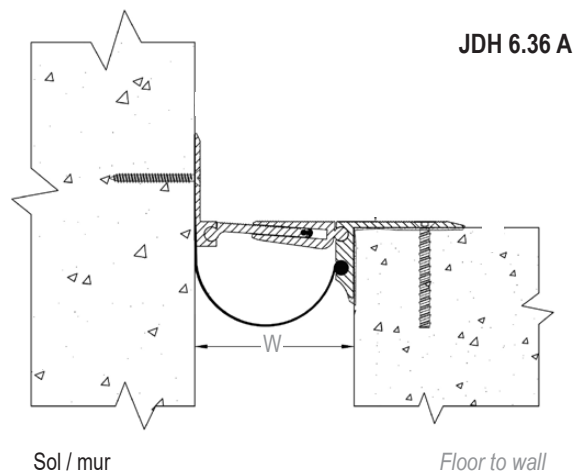
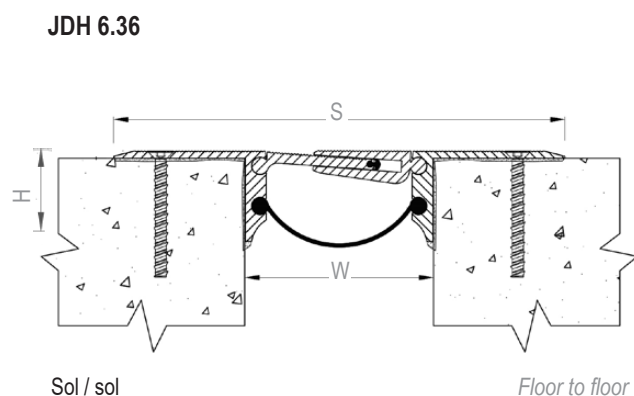



Series JDH 6.36

Joint de dilatation de sol tout aluminium pour extérieur et intérieur. Pour tous types de finition : dalle, chape, carrelage, marbre...

Aluminium floor expansion joint for exterior and interior use. For all types of finishes : screed, natural stone, cast stone, marble...



Ref. JDH 6.36	6.36-050	6.36-075	6.36-090	6.36-115	6.36-135
W [mm] Ouverture / Gap	50	75	90	115	135
H [mm] Hauteur / Depth	43				
S [mm] approx.	175	200	215	240	260
Mouvements admissibles [mm] Accommodation of movements [mm]	+5 / -5	+10 / -10	+12,5 / -12,5	+20 / -20	+30 / -30
Matériau / Material	Aluminium / Aluminium				
Longueur standard [ml] / Standard length [lm]	4				
Charge [kN] Load-bearing capacity [kN]	 31 kN				

Perçage, fraisage des cornières et pare vapeur sur demande. / Can be supplied drilled countersunk and vapour barrier upon request.
 Fixations : nous consulter pour préconisation. / Fixings: please contact us for technical recommendation.

The load-bearing capacity is always indicated for a joint in its initial position. In case of opening movements, the load-bearing capacity significantly reduces and the product will thus be only adapted for a light pedestrian traffic. The indicated load-bearing capacities are based on pneumatic wheels vehicles with a contact surface of 200x200 mm.

© All rights reserved - Non contractual drawings - 11/2021