



Presentation


The clips affixed joint covers are designed to provide an attractive and decorative low cost solution to the problem of protecting and concealing expansion joints in the structure of a building.

They are suitable for use in new and refurbishment projects for walls, ceilings and floors.

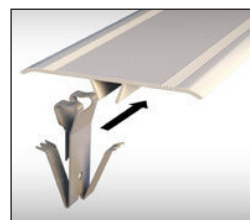
Fast and easy to install, the clips affixed joint covers are produced in aluminium, PVC and brass extrusions.

They will successfully span joints up to 150 mm in all types of buildings : office buildings, shopping malls and retail stores, schools, hospitals, hotels, blocks of flats, municipal buildings, leisure centres, factories, airport terminals, rail terminals, etc...

RAL color chart



CLIPS AFFIXED JOINT COVERS FOR STANDARD AND SEISMIC STRUCTURAL MOVEMENT JOINTS




1. Insert a fastening clip



2. Insert head of the following clip alternatively



3. Push firmly into joint



4. Joint cover in place

Extruded aluminium

The extruded aluminium clips affixed joint covers can be used for exteriors and interiors. They are made of 6063 T6 aluminium alloy and can be finished with a 15 micron thick natural (colourless) anodizing layer. They are available from stock in 3 meter lengths in the following widths :

Flat models :

- 50, 60, 70, 90, 120 and 140 mm.

Angle models :

- 50, 60, 70, 90 and 120 mm.

Aluminium clips affixed joint covers can also be supplied powder-coated, upon request, in any RAL colour.

All models can be supplied mill or anodized finished.

Non standard lengths and drilled profiles can be supplied on special orders.

Please contact us for quantities and conditions.

Extruded PVC

The extruded PVC clips affixed joint covers can be used for exteriors and interiors. The colours white RAL 9016, cream RAL 1015 and grey RAL 7035 are available from stock in 3 meter lengths in 50, 70 and 90 mm wide, flat and angle models.

Please contact us for any special model or colour.

Extruded brass

The extruded brass clips affixed joint covers are available from stock in 3 meter lengths in 90 mm wide, flat model only. Polishing can be made upon request.



Clip S : for structural gaps varying in width from 10 to 35 mm.



Clip SLL *: for structural gaps varying in width from 35 to 80 mm.



Clip XL *: for structural gaps varying in width from 60 to 110 mm.



Clip XXL *: for structural gaps varying in width from 100 to 150 mm.

* Patented models

How to choose a clips affixed joint cover

The extruded clips affixed joint covers successfully cover joints from 10 to 120 mm using specially developed spring clips.

The flat joint covers for facades, walls and ceilings are referenced as CJV profiles. The flat joint covers referenced as CJH (light floors) and CJHL (heavy duty floors) profiles. The CJHL profiles have been developed to withstand heavy pedestrian traffic and light vehicles up to a maximum axle load of 6 kN. The number which follows the letters always indicates the width of the joint cover in mm.

Corner profile have same references with the letter «A» at the end.

Fixing clips

The joint covers can be affixed by using specially designed spring clips manufactured from stainless steel which do not corrode and remain permanently flexible without loss

of elastic recovery, thus providing an extremely positive fixing. 4 models of fixing clips adapted for joint widths from 10 to 150 mm are available from stock. These unique and particularly innovative clips are protected by international patents.

The choice of the clip model will be based on the initial joint width.

Special models can be studied and manufactured for specific situations such as chamfered joints.

Please consult our technical department for more details.

FOLDED JOINT COVERS

For facades, walls and ceilings, are used when a clips affixed profile cannot be installed.

For heavy duty traffic floors, to be mechanically or chemically affixed.



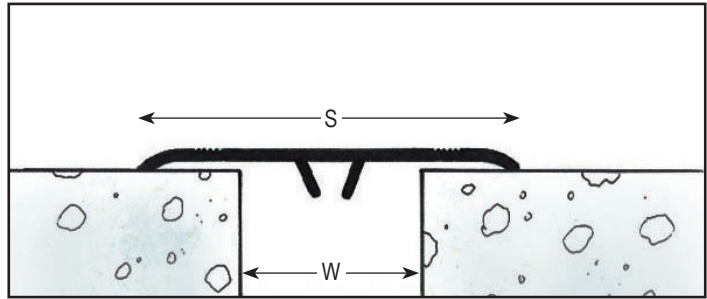
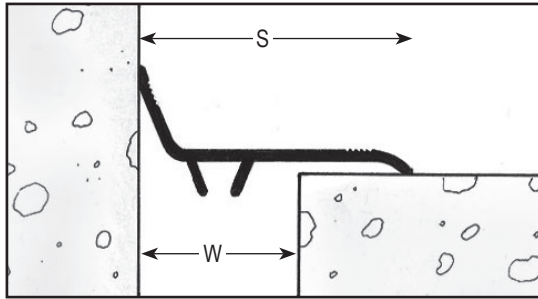
Galvanized steel, mill finish aluminium, powder coated aluminium, anodized aluminium, stainless steel.
For facades, floors, walls and ceilings in thickness from 8/10^e to 30/10^e mm.



VEDA FRANCE

Joints bâtiment - Building joints

Clips affixed aluminium joint covers



Clip S*
For structural gaps varying in width from 10 to 35 mm.



Clip SLL*
For structural gaps varying in width from 35 to 80 mm.



Clip XL*
For structural gaps varying in width from 60 to 110 mm.



Clip XXL*
For structural gaps varying in width from 100 to 150 mm.

* Patented models

Initial joint width W [mm]	Flat joint cover S [mm]	Angle joint cover S [mm]	Recommended clip	Number of clips per 3 m length	
				Wall / Ceiling [CJV]	Floor [CJH]
10 - 35	CJV - CJH 050	CJV - CJH 050 A	S	4	10
20 - 40	CJV - CJHL 060	CJV - CJH 060 A	S / SLL	4	10
35 - 50	CJV - CJHL 070	CJV - CJH 070 A	S / SLL	4	10
40 - 70	CJV - CJH 090	CJV - CJH 090 A	SLL / XL	4	10
60 - 90	CJV - CJH 120	CJV - CJH 120 A	SLL / XL	4	10
90 - 110	CJV - CJH 140	-	XL	4 / 5	10

Note : The above table indicates the minimum width of joint cover (S dimension) recommended according to the initial width of the structural gap (W). For example, a 70 mm joint cover is the widest recommended to cover a structural gap of 35-50 mm. A joint cover wider (90, 120 or 140 mm) can also be used. In order to avoid possible mistakes, it is important to check that the selected models of joint covers and clips are adapted to the concerned situation on job site.

CHEMICAL COMPOSITION OF ALUMINIUM 6063 T6 ALLOY

%	Si	Fe	Cu	Mn	Mg	Cr	Zn	Ti	Others
Minimum	0.20	-	-	-	0.45	-	-	-	-
Maximum	-	0.35	0.10	0.10	0.90	0.10	0.10	0.10	0.05

TYPICAL PHYSICAL PROPERTIES

Density	2.70
Melting range °C	615 - 655
Coefficient of linear expan (0 à 100°C) - °C ⁻¹ x10 ⁶	23.4
Ratio by Poisson	0.33
Thermal conductivity	200
Resistivity at 20°C - μΩ cm	3.3
Specific heat J / kg °C	940

MECHANICAL PROPERTIES AT ROOM TEMPERATURE

Temper	T6
Strength index	R19

TENSILE PROPERTIES

Rp 0.2 mini	Rm mini	A 5.65
0.2 % min.	UTS min.	% mini
MPa	Mpa	
160	185	8

CERTIFICATIONS

Extruded aluminium : manufactured in compliance with BS EN ISO 9001 : Anodizing according to BS 1615 and BS 3987
Stainless steel clips : certifications ISO 14001 - ISO/TS 16949 - ISO 9001.

© All rights reserved - Non contractual drawings - 09/2022

Certified management system

ISO 9001:2015

BUREAU VERITAS
Certification



GV2 VEDA FRANCE

20, Allée des Erables - Bât E - 93420 Villepinte - France

Postal Address

CS 63052 - 95972 Roissy CDG Cedex

Tel : + 33 (0)1 48 61 70 80

Fax : + 33 (0)1 48 61 70 81

E-mail : export@vedafrance.com

Web : www.vedafrance.com