

VEDAFEU N20[®] BLANKETS

WITHOUT MECHANICAL FIXING

“ *Solutions for wide expansion joints* ”



**FIRESTOP
UP TO 4H* EI 240**

**MOVEMENT CYCLES
50%**

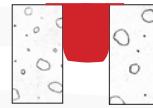
**JOINT WIDTHS
100 to 300mm**

**TESTED
CERTIFIED**

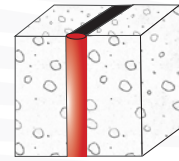
VEDAFEU N20[®] BLANKET STRENGTHS

CONFIGURATIONS

Tested and certified for horizontal and vertical applications.



Horizontal configuration



Vertical configuration

EASY to handle and to install.



SAFE for the health and the environment.



APPLICATIONS

Hospitals, industrial buildings, offices, housing, hotels, malls, car parks, schools, train stations, airports, stadiums, etc.



*3 hours for horizontal application.



OFFICIAL CLASSIFICATION

Classification report n° EFR-22-001318 dated 05/04/2022

EI180 - H - X - B - W 100 to 300
EI240 - V - X - B - W 100 to 300


VEDAFEU N20[®] Blankets according to initial joint width

Initial joint width [mm]	100	150	200	250	300
Reference VEDAFEU N20 [®]	N20-100	N20-150	N20-200	N20-250	N20-300
Conditioning [m]	5				

Installation instructions for joint widths from 100 to 300mm*



If necessary, remove formwork material such as polystyrene, honeycomb cardboard, etc. Remove dust, using a brush or a broom.



Apply the VEDACOLLE^{®**} adhesive on 80mm depth on both sides of the joint. Use approx 1kg/ml of VEDACOLLE^{®**}.



Insert the blanket VEDAFEU N20[®] into the joint before the adhesive dries.



To splice two lengths of blanket, apply adhesive on the extremity of both blankets before compressing them together.



Put VEDAFEU linking material around the junction and seal it with some VEDACOLLE^{®**} adhesive.



VEDAFEU N20[®] Blanket is installed.

*Brief installation instructions. Complete installation method available upon request.

**When applying the VEDACOLLE[®] adhesive, supports must be dry and clean. In case of potential exposure to water and/or weather conditions, the system must be protected by a VED'EPDM[®] membrane. For installation accessories, please refer to the concerned classification report. Installation video and method available upon request.

VEDAFEU N20[®] MOVEMENT CYCLES tests

Reference VEDAFEU N20 [®]	VEDAFEU N20-100	VEDAFEU N20-200	VEDAFEU N20-300
Initial joint width (mm)	100	200	300
Maximum gap (mm)	150	300	450
Minimum gap (mm)	50	100	150
Number of cycles	500		

Results of test report n° DSSF 20-00179 dated 10/05/2022 (available upon request).

