

# VEDAFEU FB<sup>®</sup> FILLER BOARDS

“ **ALL-IN-ONE PRODUCT :**  
*formwork, fire barrier, acoustic  
and thermal insulation* ”



**FIRESTOP UP TO 4H**  
EI 240

**MOVEMENTS**  
UP TO +20%


**JOINT WIDTHS**  
20 to 60mm

**TESTED  
CERTIFIED**


## VEDAFEU FB<sup>®</sup> FILLER BOARD STRENGTHS

### EXPOSURE

Tested and certified  
not exposed or exposed to fire.



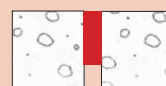
Not exposed to fire



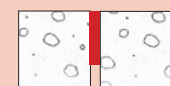
Exposed to fire

### COMPRESSIBILITY

Tested and certified up to **-60%**.



initial joint



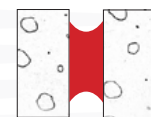
With compression

### EXPANSION MOVEMENTS

Tested and certified up to **+20%**.



initial joint



With movement

### EASY to handle and to install.

It is a substitute to materials (honeycomb cardboard, polystyrene ...) used to realize the expansion joint while pouring the concrete.



### SAFE for the health and the environment.



### APPLICATIONS

Hospitals, industrial buildings, offices, housing, hotels, malls, car parks, schools, train stations, airports, stadiums...



# OFFICIAL CLASSIFICATION

## HORIZONTAL

Classification report n° EFR-23-002525 dated 22/06/2023

**EI 240 - H - M001 - F - W 20 to 40 (shear movement)**  
**EI 120 - H - M12,5 - F - W 20 to 40 (traction movement)**

## VERTICAL

Classification report n° 13-F-131441 dated 16/04/2014 (renewed on 18/03/2019)

**EI 240 - V - M20 - B - W 20**  
**EI 240 - V - M7,5 - B - W 20 to 60**

Other classification reports upon request.

Refer to classification report or ETA for types and thicknesses of supports validated.

### VEDAFEU FB® Filler boards according to initial joint width

Initial joint width [mm]	20	40	60
Reference* VEDAFEU FB®	FB20	FB40	FB60

\*Minimum depth 140mm (other heights available upon request).

Maximum validated gap = initial gap + M20 (20%).




“ *Firestop up to 4 hours from  
a height of 140mm* ”

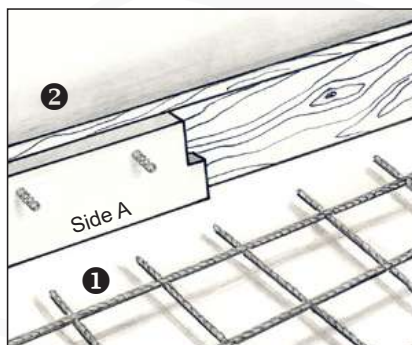


# VEDAFEU FB<sup>®</sup> FILLER BOARDS

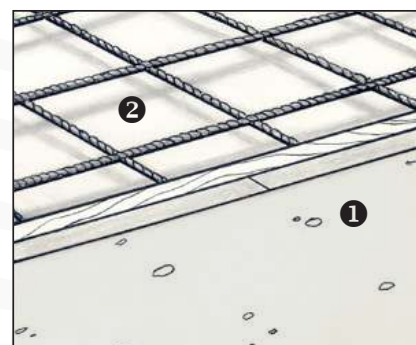
Installation instructions for  
 joint widths from 20 to 60mm



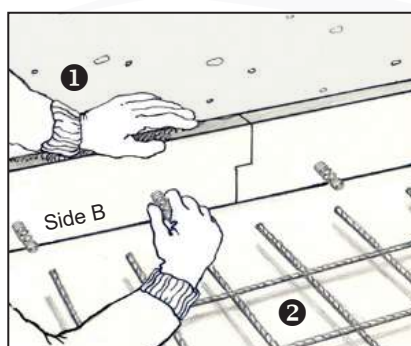
1. Attach the anchoring springs to the upper part of the VEDAFEU FB<sup>®</sup> filler board on Side A according to the fig. 1.



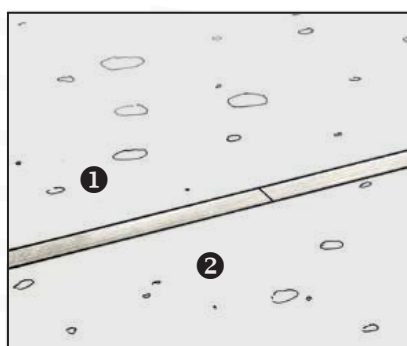
2. Install the VEDAFEU FB<sup>®</sup> filler board along the wooden formwork.



3. Concrete slab side 1 poured.



4. Attach the anchoring springs to the lower part of the VEDAFEU FB<sup>®</sup> filler boards on Side B according to the fig. 2.



5. Concrete slab side 2 poured.

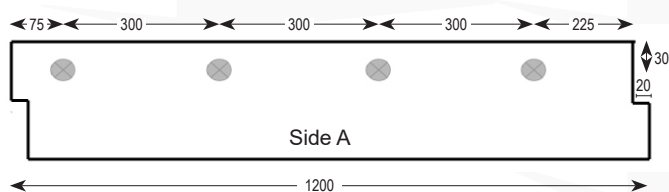


Fig. 1

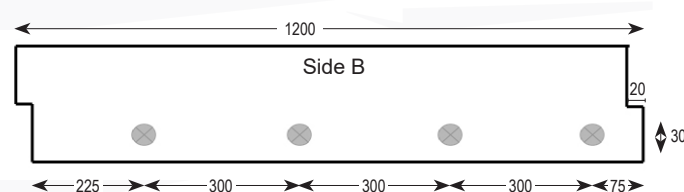


Fig. 2

For installation accessories, approved concrete supports and thicknesses, please refer to the concerned classification report.  
 The quantities needed for the VEDAFEU installation are indicated in the classification report.

“ **Patented junction system.  
 No risk of gas or fire leak** ”





# VEDAFEU FB<sup>®</sup> PROPERTIES

## VEDAFEU FB<sup>®</sup> filler boards COMPRESSIBILITY tests

Ref.	Test	Load F (kN) and VEDAFEU FB <sup>®</sup> thickness Ec to F (mm)	Compressibility	Immediate form recovery	After 2 hours form recovery
VEDAFEU FB <sup>®</sup> 20	1	F = 7.4 kN - Ec = 7mm	64%	88%	96%
	2	F = 5.7 kN - Ec = 7mm	67%	82%	91%
	3	F = 8.4 kN - Ec = 6mm	70%	81%	93%
	4	F = 9.0 kN - Ec = 8mm	63%	85%	98%
	5	F = 8.8 kN - Ec = 7mm	65%	81%	95%
<b>AVERAGE</b>			<b>66%</b>	<b>83%</b>	<b>95%</b>
VEDAFEU FB <sup>®</sup> 40	1	F = 11.1 kN - Ec = 17mm	58%	91%	94%
	2	F = 11.4 kN - Ec = 18mm	55%	93%	97%
	3	F = 12.9 kN - Ec = 19mm	54%	92%	95%
	4	F = 11.1 kN - Ec = 15mm	60%	92%	98%
	5	F = 11.3 kN - Ec = 18mm	55%	91%	94%
<b>AVERAGE</b>			<b>56%</b>	<b>92%</b>	<b>96%</b>
VEDAFEU FB <sup>®</sup> 60	1	F = 8.0 kN - Ec = 25mm	59%	93%	96%
	2	F = 6.7 kN - Ec = 22mm	63%	89%	97%
	3	F = 9.2 kN - Ec = 27mm	55%	93%	97%
	4	F = 7.3 kN - Ec = 23mm	62%	89%	98%
	5	F = 6.1 kN - Ec = 19mm	68%	88%	97%
<b>AVERAGE</b>			<b>62%</b>	<b>90%</b>	<b>97%</b>



Results of test report n° EEM 13 26043939/B dated 25/02/2013 (available upon request).

## VEDAFEU FB<sup>®</sup> THERMAL Properties

In accordance with the Thermal Regulation RT 2012

Thermal resistance	Thickness	20	40	60	100	140	200	mm	ISO 8301 EN 12667
	Thermal resistance		0.51	1.02	1.53	2.56	3.59	5.12	



The thermal resistance R (m<sup>2</sup>.K/W) is calculated by the ratio of the thickness of insulation on  $\lambda=0.039$ .  
Results of test report n° RA.15.36EB-V3c dated 29/06/2016 (available upon request).

## VEDAFEU FB<sup>®</sup> ACOUSTIC Properties

In accordance with the NRA 2012 (acoustic regulations)

Sound attenuation (dB) depending on dimension of fillerboard (mm)	20x140	20x200	40x140	40x200	60x140	60x200	mm	EN ISO 717-1
		37	43	36	40	35	38	



Results of test report n° BEB2.F.6023 dated 09/07/2015 (available upon request).

