

VEDAFEU M[®] BLANKETS

“ *Solutions
for standard
or seismic joints* ”



FIRESTOP 2H
EI 120

MOVEMENTS
SEISMIC +50%

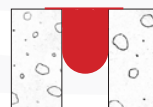
JOINT WIDTHS*
40 to 300mm

**TESTED
CERTIFIED**

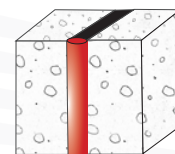
VEDAFEU M[®] BLANKET STRENGTHS

CONFIGURATIONS

Tested and certified for horizontal and vertical applications.



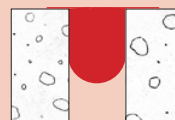
Horizontal configuration



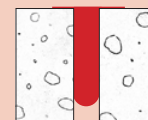
Vertical configuration

COMPRESSIBILITY

Tested and certified up to **-95%**.




Initial joint



With compression

EXPANSION MOVEMENTS

Tested and certified up to **+50%**.



Initial joint




With movement

SAFE for the health and the environment.



APPLICATIONS

Hospitals, industrial buildings, offices, housing, hotels, malls, car parks, schools, train stations, airports, stadiums, etc.



*Maximum joint width: 450mm.



OFFICIAL CLASSIFICATION

Classification report n° EFR-15-000543 dated 07/11/2016 (renewed on 12/01/2021)

EI 120 - H - M40 - B - W 40 to 300
EI 120 - V - M50 - B - W 40 to 300

Other classification reports upon request.
 Refer to classification report or ETA for types and thicknesses of supports validated.

VEDAFEU M[®] Blankets according to initial joint width

Initial joint width [mm]	100	150	200	250	300
Référence* VEDAFEU M [®]	M100	M150	M200	M250	M300
Conditioning [m]	5				

*For intermediate gaps, the selection of the reference is conditioned by the following parameters:

- Without movement reduction = use the upper blanket reference.

- With movement reduction = use the lower blanket reference.

Maximum validated gap = initial gap + M50 (50% of initial joint width).


Installation instructions for joint widths from 40 to 300mm*



If necessary, remove formwork material such as polystyrene, honeycomb cardboard, etc. Remove dust, using a brush or a broom.



Apply the VEDACOLLE^{®**} adhesive on 150mm depth on both sides of the joint.



Apply the VEDACOLLE[®] adhesive under the wings and on the vertical side of the blanket on a width of 6cm.



Insert the VEDAFEU M[®] blanket into the joint.



Make the connection according to the installation method provided.



Fix the wings of the blanket to the slab every 20cm using a pneumatic nailer.



VEDAFEU M[®] blanket after installation.

*Brief installation instructions. Complete installation method available upon request.

**When applying the VEDACOLLE[®] adhesive, supports must be dry and clean. In case of potential exposure to water and/or weather conditions, the system must be protected by a VED'EPDM[®] membrane.

Two possible installation methods: wings inside of the joint (as shown) / wings outside of the joint.

For installation accessories, approved concrete supports and thicknesses, please refer to the concerned classification report.

The quantities needed for the VEDAFEU installation are indicated in the classification report and in our installation method.

Installation video and method available upon request.



VEDAFEU M[®] PROPERTIES

VEDAFEU M[®] firestop blankets COMPRESSIBILITY tests

Réf.	Test	Load F (kN) and VEDAFEU M [®]	Compressibility	Immediate form recovery	After 2 hours form recovery
VEDAFEU M [®] 100	1	90	94%	28%	35%
	2	90	95%	29%	34%
	3	90	96%	23%	34%
AVERAGE			95%	27%	34%
VEDAFEU M [®] 200	1	90	95%	23%	31%
	2	90	93%	23%	25%
	3	90	95%	20%	22%
AVERAGE			94%	22%	26%
VEDAFEU M [®] 300	1	90	94%	20%	25%
	2	90	94%	21%	28%
	3	90	95%	25%	28%
AVERAGE			94%	22%	27%



Results of test report n° MRF 13 26044661 dated 06/06/2014 (available upon request).

VEDAFEU M[®] THERMAL Properties

In accordance with the Thermal Regulation RT 2012

Thermal resistance	M100	M150	M200	M250	M300	-	ASTM D5930
	3,12	3,30	3,51	3,74	4,01	m ² .K/W	



Results of test report n° RA.20.47.GA-M dated 19/11/2020 (available upon request).

VEDAFEU M[®] ACOUSTIC Properties

In accordance with the NRA 2012 (acoustic regulations)

Sound attenuation	M100	M300	-	EN ISO 717-1
	32	34	dB	



Sound attenuation (dB) depending on diameter of rope (mm).

Results of test reports BEB2-K.6046 du 29/10/2020 (available upon request).

