



**VEDA FRANCE**

Joints bâtiment - Building joints

# Joint de dilatation étanche Watertight expansion joint

**Series JDH 5.25**

**Avec protection inox ou aluminium**  
*With stainless steel or aluminium capping*

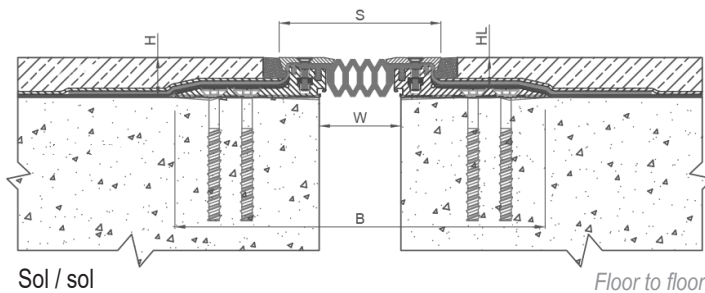
Joint de dilatation de sol étanche avec protection en inox ou aluminium adapté pour les parkings, rampes d'accès, esplanades, et tous autres lieux avec circulation ou non de véhicules légers à faible vitesse nécessitant un joint de dilatation étanche. Insert interchangeable soudable. Disponible avec ailes courtes ou longues pour raccordement aux membranes bitumes SBS. Très résistant aux agressions chimiques, aux hydrocarbures, etc.



JDH 5.25 avec protection aluminium, ailes longues  
JDH 5.25 with aluminium capping, long wings

*Watertight floor expansion joint with stainless steel or aluminium protection. Specially designed for multistorey and underground exterior and interior car parks, ramps, podium, pedestrian bridges, etc. Weldable insert. Available with short or long wings for junction with SBS bitumen membranes. Very resistant to chemicals and petrol.*

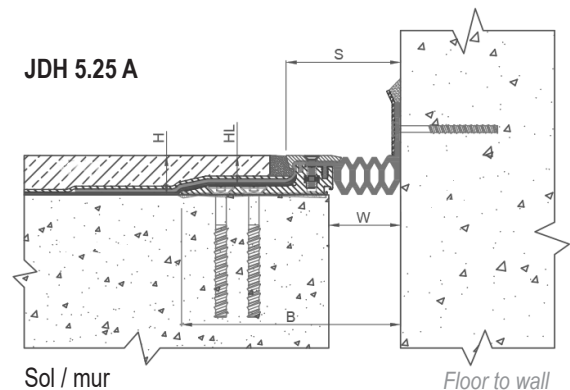
**JDH 5.25**



Sol / sol

Floor to floor

**JDH 5.25 A**



Sol / mur

Floor to wall

Ref. JDH 5.25	5.25-060	5.25-110	5.25 A-060	5.25 A-110
W [mm] Ouverture jusqu'à / Gap up to	60	110	60	110
H [mm] Hauteur / Height	30* / 40* / 50* / 80*			
S [mm] approx.	123	173	87	137
B [mm] approx.	280	330	167	217
Mouvements admissibles [mm] Movement capacity [mm]	+25 / -25	+50 / -50	+25 / -25	+50 / -50
Couleur de l'insert / Insert color	Noir / Black			
Matériaux / Materials	Aluminium, inox**, nitrile / Aluminium, stainless steel**, nitrile			
Longueur standard [m] / Standard length [m]	3			
Charges / Load-bearing capacity				

\*Hauteur totale (H) = 30, 40, 50 et 80 mm. Hauteur Libre (HL) = 23, 33, 43 et 73 mm. / Total height (H) = 30, 40, 50 and 80mm. Free height (HL) = 23, 33, 43 and 73mm.

\*\*Capots de protection. / \*\*Protection caps.

Pièces spéciales L, T et X sur demande. / Special pieces L, T and X upon request.

Assemblage des profilés sur demande. / Pro assembly upon request.

Fixations : nous consulter pour préconisation. / Fixings: please contact us for technical recommendation.

Vidéo d'installation et fiche de pose disponibles sur demande. / Installation video and method upon request.

The load-bearing capacity is always indicated for a joint in its initial position. In case of opening movements, the load-bearing capacity significantly reduces and the product will thus be only adapted for a light pedestrian traffic. The indicated load-bearing capacities are based on pneumatic wheels vehicles with a contact surface of 200x200 mm.

© All rights reserved - Non contractual drawings - 10/2023

Certified management system



**GV2 VEDA FRANCE**

20, Allée des Erables - Bât. E - 93420 Villepinte - France

Postal Address

CS 63052 - 95972 Roissy CDG Cedex

Tel : + 33 (0)1 48 61 70 80

Fax : + 33 (0)1 48 61 70 81

E-mail : export@vedafrance.com

Web : www.vedafrance.com



**VEDA FRANCE**

Joints bâtiment - Building joints

# Joint de dilatation étanche *Watertight expansion joint*

**Series JDH 5.25**

**Avec protection inox ou aluminium**  
*With stainless steel or aluminium capping*

## DIFFERENT SPECIAL PIECES JDH 5.25

### X-PIECE





### L-PIECE



### T-PIECE



### UPWARD



JDH 5.25-060 H50 with stainless steel capping



JDH 5.25-060 H50 with aluminium capping

## WELDING ACCESSORIES



WELDING HATCHET



HEATING BLADE



HOT AIR  
WELDING DEVICE



MANUAL WELDING  
THERMOPLATE Ø 190MM

Vidéo d'installation et fiche de pose disponibles sur demande.  
*Installation video and method upon request.*

Other special pieces on request.

The load-bearing capacity is always indicated for a joint in its initial position. In case of opening movements, the load-bearing capacity significantly reduces and the product will thus be only adapted for a light pedestrian traffic. The indicated load-bearing capacities are based on pneumatic wheels vehicles with a contact surface of 200x200 mm.

© All rights reserved - Non contractual drawings - 10/2023

Certified management system

ISO 9001:2015

**BUREAU VERITAS**  
Certification



**GV2 VEDA FRANCE**

20, Allée des Erables - Bât. E - 93420 Villepinte - France

**Postal Address**

CS 63052 - 95972 Roissy CDG Cedex

**Tel :** + 33 (0)1 48 61 70 80

**Fax :** + 33 (0)1 48 61 70 81

**E-mail :** [export@vedafrance.com](mailto:export@vedafrance.com)

**Web :** [www.vedafrance.com](http://www.vedafrance.com)



**VEDA FRANCE**

Joints bâtiment - Building joints

# Joint de dilatation étanche Watertight expansion joint

Series JDH 5.25 with shutters (short wings) /  
avec obturateurs (ailes courtes)

Avec protection inox ou aluminium / With stainless steel or aluminium capping

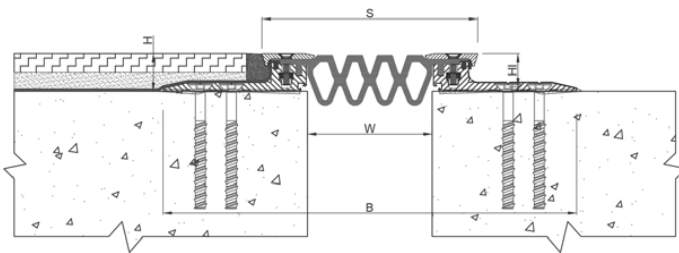
Joint de dilatation de sol étanche avec protection en inox ou aluminium adapté pour les parkings, rampes d'accès, esplanades, et tous autres lieux avec circulation ou non de véhicules légers à faible vitesse nécessitant un joint de dilatation étanche. Insert interchangeable soudable. Très résistant aux agressions chimiques, aux hydrocarbures, etc.

Watertight floor expansion joint with stainless steel or aluminium protection. Specially designed for multistorey and underground exterior and interior carparks, ramps, podium, pedestrian bridges, etc. Weldable insert. Very resistant to chemicals and petrol...



JDH 5.25 avec obturateurs et protection aluminium,  
JDH 5.25 with shutters and aluminium capping.

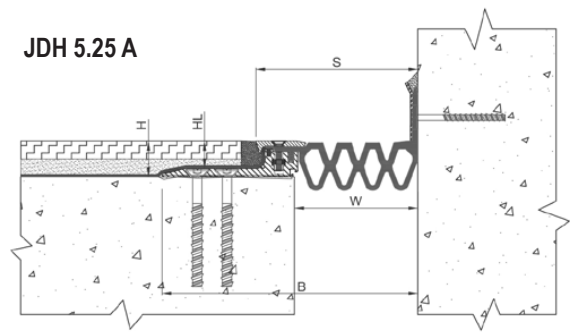
JDH 5.25



Sol / sol

Floor to floor

JDH 5.25 A



Sol / mur

Floor to wall

Ref. JDH 5.25	5.25-060	5.25-110	5.25 A-060	5.25 A-110
W [mm] Ouverture jusqu'à / Gap up to	60	110	60	110
H [mm] Hauteur / Height	30* / 40* / 50* / 80*			
S [mm] approx.	123	173	87	137
B [mm] approx.	280	330	167	217
Mouvements admissibles [mm] Movement capacity [mm]	+25 / -25	+50 / -50	+25 / -25	+50 / -50
Couleur de l'insert / Insert color	Noir / Black			
Matériaux / Materials	Aluminium, inox**, nitrile / Aluminium, stainless steel**, nitrile			
Longueur standard [ml] / Standard length [lm]	3			
Charges / Load-bearing capacity				

\*Hauteur totale (H) = 30, 40, 50 et 80 mm. Hauteur Libre (HL) = 23, 33, 43 et 73 mm. / Total height (H) = 30, 40, 50 and 80mm. Free height (HL) = 23, 33, 43 and 73mm.

\*\*Capots de protection. / \*\*Protection caps.

Pièces spéciales L, T et X sur demande. / Special pieces L, T and X upon request.

Assemblage des profilés sur demande. / Pro assembly upon request.

Fixations : nous consulter pour préconisation. / Fixings: please contact us for technical recommendation.

Vidéo d'installation et fiche de pose disponibles sur demande. / Installation video and method upon request.

The load-bearing capacity is always indicated for a joint in its initial position.

© All rights reserved - Non contractual drawings - 10/2023

Certified management system



GV2 VEDA FRANCE

20, Allée des Erables - Bât. E - 93420 Villepinte - France

Postal Address

CS 63052 - 95972 Roissy CDG Cedex

Tel : + 33 (0)1 48 61 70 80

Fax : + 33 (0)1 48 61 70 81

E-mail : export@vedafrance.com

Web : www.vedafrance.com